

NET PRO 4TP 30 (929 037)

- GHMT certificate for class D channel link
- Low voltage protection level for all lines
- For installation in conformity with the lightning protection zone concept at the boundaries from 1 – 2 and higher


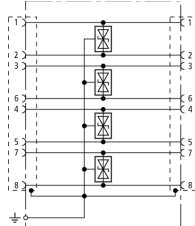
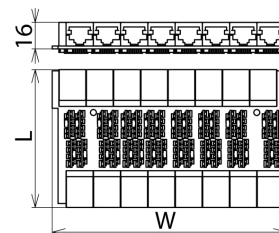


Figure without obligation



Basic circuit diagram NET PRO 4TP 30



Dimension drawing NET PRO 4TP 30

Surge protection component fitted with eight shielded ports for universal cabling systems (class D). Multi-purpose solution since all four pairs (4 TP) are protected by a low-capacitance diode matrix per pair. To be installed into EG NET PRO 19" into distribution cabinets as a patch panel or retrofit version.

Type	NET PRO 4TP 30
Part No.	929 037
SPD class	TYPE 4 P1
Nominal voltage (U_n)	24 V
Max. continuous operating voltage (d.c.) (U_c)	30 V
Max. continuous operating voltage (a.c.) (U_e)	21.1 V
Nominal current (I_n)	100 mA
C2 Nominal discharge current (8/20 μ s) per port (I_n)	0.8 kA
C2 Nominal discharge current (8/20 μ s) per line (I_n)	0.1 kA
Voltage protection level line-line for I_n C2 (U_p)	≤ 60 V
Voltage protection level line-PG for I_n C2 (U_p)	≤ 60 V
Voltage protection level line-line at 1 kV/ μ s C3 (U_p)	≤ 40 V
Voltage protection level line-PG at 1 kV/ μ s C3 (U_p)	≤ 40 V
Cut-off frequency line-line at 100 ohms (f_c)	300 MHz
Insertion loss at 100 MHz	< 0.4 dB
Capacitance line-line (C)	≤ 16 pF
Capacitance line-PG (C)	≤ 20 pF
Operating temperature range (T_U)	-40 °C ... +80 °C
Degree of protection	IP 00
For mounting on	enclosure
Connection (input / output)	RJ45 shielded / RJ45 shielded
Pinning	1/2, 3/6, 4/5, 7/8
Earthing via	enclosure
Dimensions (W x L)	135 x 77 mm
Test standards	IEC 61643-21 / EN 61643-21
Approvals	EAC
Weight	270 g
Customs tariff number	85363010
GTIN	4013364090637
PU	1 pc(s)

We reserve the right to introduce changes in performance, configuration and technology, dimensions, weights and materials in the course of technical progress. The figures are shown without obligation.