

DGA BNC VCID (909 711)

- Easily adaptable due to BNC sockets
- Available with direct or indirect shield earthing according to type
- For installation in conformity with the lightning protection zone concept at the boundaries from $0_b \geq 2$ and higher


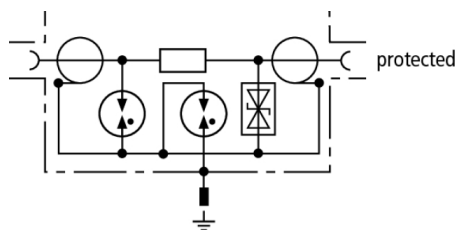
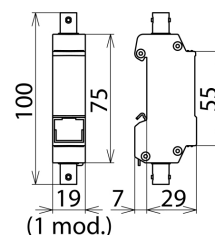


Figure without obligation



Basic circuit diagram DGA BNC VCID



Dimension drawing DGA BNC VCID

Type	DGA BNC VCID
Part No.	909 711
SPD class	TYPE 2 PD
Nominal voltage (U_n)	5 V
Max. continuous operating voltage (d.c.) (U_c)	6.4 V
Nominal current (I_n)	0.1 A
D1 Lightning impulse current (10/350 μ s) (I_{imp})	1 kA
C2 Nominal discharge current (8/20 μ s) shield-PG (I_n)	10 kA
C2 Nominal discharge current (8/20 μ s) line-shield (I_n)	5 kA
Voltage protection level line-shield for I_n C2 (U_p)	≤ 35 V
Voltage protection level shield-PG for I_n C2 (U_p)	≤ 650 V
Voltage protection level line-shield at 1 kV/ μ s C3 (U_p)	≤ 13 V
Voltage protection level shield-PG at 1 kV/ μ s C3 (U_p)	≤ 600 V
Frequency range	0-300 MHz
Insertion loss at 160 MHz	≤ 0.4 dB
Insertion loss at 300 MHz	≤ 3 dB
Return loss at 130 MHz	≥ 20 dB
Return loss at 300 MHz	≥ 10 dB
Characteristic impedance (Z)	50 ohms
Series resistance per line	4.7 ohms
Capacitance line-shield (C)	≤ 25 pF
Capacitance shield-PG (C)	≤ 20 pF
Operating temperature range (T_U)	-40 °C ... +80 °C
Degree of protection	IP 10
For mounting on	35 mm DIN rails according to EN 60715
Connection (input / output)	BNC socket / BNC socket
Earthing via	35 mm DIN rail according to EN 60715
Enclosure material	zinc die-casting
Colour	bare surface
Test standards	IEC 61643-21 / EN 61643-21
Approvals	CSA, UL
Weight	116 g
Customs tariff number	85366910
GTIN	4013364118980
PU	1 pc(s)

We reserve the right to introduce changes in performance, configuration and technology, dimensions, weights and materials in the course of technical progress. The figures are shown without obligation.